



Elevation

SATCO | NUVO

Decorative Lighting Introductions 2024

A Supplementary Catalog

NUVO LIGHTING





WELCOMES YOU

GENEVA

EDGE LIT LED WITH LIGHT GUIDE PANEL



62-2023

FINISH

Matte Black w/ Etched Acrylic



FLUSH MOUNT | PENDANT | SCONCE

Item #	Description	Finish	Light Source	Wattage	Length	Width	Height	Ext.	CCT	Lumens	CRI	Cert Type
62-2021	Small Wall Sconce	Matte Black w/Etched Acrylic	LED	24	*	6.25"	17.75"	4.125"	3000K	1920	90	Dry
62-2022	Large Wall Sconce	Matte Black w/Etched Acrylic	LED	27	*	6.75"	23.625"	4.75"	3000K	2160	90	Dry
62-2023	46" Island Pendant	Matte Black w/Etched Acrylic	LED	47	46.875"	11.75"	8.25"	*	3000K	3760	90	Dry
62-2024	18" Flush Mount	Matte Black w/Etched Acrylic	LED	24	*	17.75"	4.75"	*	3000K	1920	90	Dry
62-2025	18" Pendant	Matte Black w/Etched Acrylic	LED	24	*	17.75"	4.75"	*	3000K	1920	90	Dry

Pendants: 9' Wire Included



62-2021



62-2022



62-2025



62-2024

VALE

ISLAND PENDANT | SCENCE

EDGE LIT LED WITH LIGHT GUIDE PANEL

Item #	Description	Finish	Light Source	Wattage	Length	Width	Height	Ext.	CCT	Lumens	CRI	Cert Type
62-2041	43" Island Pendant	Matte Black w/Etched Acrylic	LED	32	43.5"	4.75"	5.375"	*	3000K	2560	90	Dry
62-2042	5" Sconce	Matte Black w/Etched Acrylic	LED	8	*	4.75"	11.75"	6.25"	3000K	640	90	Dry

Island Pendant: 9' Wire Included



FINISH

Matte Black w/ Etched Acrylic



BARNETT

CHANDELIER | FLUSH MOUNT | SCONCE

EDGE LIT LED WITH LIGHT GUIDE PANEL

Item #	Description	Finish	Light Source	Wattage	Length	Width	Height	Ext.	CCT	Lumens	CRI	Cert Type
62-2035	21" Flush Mount	Matte Black w/Etched Acrylic	LED	24	*	20.875"	7.625"	*	3000K	1920	90	Dry
62-2036	5 Light Chandelier	Matte Black w/Etched Acrylic	LED	24	*	20.875"	7.75"	*	3000K	1920	90	Dry
62-2037	8" Sconce	Matte Black w/Etched Acrylic	LED	8	*	7.5"	9.5"	6.875"	3000K	640	90	Dry

Chandelier: 9' Wire Included



62-2035




62-2037



62-2036

FINISH

Matte Black w/ Etched Acrylic



ARVADA

EDGE LIT LED WITH LIGHT GUIDE PANEL



62-2031



62-2032

FINISH

Matte Black w/ Etched Acrylic



PENDANT

Item #	Description	Finish	Light Source	Wattage	Length	Width	Height	Ext.	CCT	Lumens	CRI	Cert Type
62-2031	8" Round Pendant	Matte Black w/Etched Acrylic	LED	24	*	8.75"	7.875"	*	3000K	1920	90	Dry
62-2032	12" Round Pendant	Matte Black w/Etched Acrylic	LED	31	*	11.75"	11.75"	*	3000K	2480	90	Dry
62-2033	16" Round Pendant	Matte Black w/Etched Acrylic	LED	39	*	15.75"	15.75"	*	3000K	3120	90	Dry
62-2034	20" Round Pendant	Matte Black w/Etched Acrylic	LED	47	*	19.625"	19.625"	*	3000K	3760	90	Dry

9' Wire Included



62-2033



62-2034

SEDONA

EDGE LIT LED WITH LIGHT GUIDE PANEL




62-2282



62-2283

FINISH

Matte Black w/ Etched Acrylic



CHANDELIER | FLUSH MOUNT | SCONCE

Item #	Description	Finish	Light Source	Wattage	Length	Width	Height	Ext.	CCT	Lumens	CRI	Cert Type
* 62-2281	6 Light Chandelier	Matte Black w/Etched Acrylic	LED	31	*	28"	9.875"	*	3000K	2480	90	Dry
62-2282	13" Sconce	Matte Black w/Etched Acrylic	LED	8	*	5.125"	12.25"	7.25"	3000K	640	90	Dry
* 62-2283	4 Light Chandelier	Matte Black w/Etched Acrylic	LED	24	*	27.125"	9.875"	*	3000K	1920	90	Dry
62-2284	22" Flush Mount	Matte Black w/Etched Acrylic	LED	18	*	22"	7.5"	*	3000K	1440	90	Dry

* Included: (2) 6" Stems, (2) 12" Stems

Additional Stems: (6") 25-3041, (12") 25-3042
Chandelier: 9' Wire Included



BANDON



62-3001



62-3011



62-3021

FINISH OPTIONS

Gray w/
Blue Textured
Faux Leather



Gray w/
Red Textured
Faux Leather



Gray w/
Off White
Faux Leather



PENDANT | FLUSH MOUNT

Item #	Description	Finish	Light Source	Wattage	Length	Width	Height	Ext.	CCT	Lumens	CRI	Cert Type
62-3001	20" Pendant	Gray w/Blue Wrap	LED	40	*	19.5"	2"	*	3000K	4026	90	Dry
62-3002	20" Flush Mount	Gray w/Blue Wrap	LED	40	*	19.5"	3.25"	*	3000K	4026	90	Dry
62-3011	20" Pendant	Gray w/Red Wrap	LED	40	*	19.5"	2"	*	3000K	4026	90	Dry
62-3012	20" Flush Mount	Gray w/Red Wrap	LED	40	*	19.5"	3.25"	*	3000K	4026	90	Dry
62-3021	20" Pendant	Gray w/Off White Wrap	LED	40	*	19.5"	2"	*	3000K	4026	90	Dry
62-3022	20" Flush Mount	Gray w/Off White Wrap	LED	40	*	19.5"	3.25"	*	3000K	4026	90	Dry

Pendants: 12' Wire Included



62-3002



62-3012



62-3022

CORRINE

3 CCT SELECTABLE - 3000K | 4000K | 5000K



62-2071



62-2072



62-2073



62-2091



62-2092



62-2093

FINISH OPTIONS

Matte Black
Gray Rayon Cord
Gray Reflector w/
White Acrylic Diffuser



Brushed Nickel
Gray Rayon Cord
Gray Reflector w/
White Acrylic Diffuser



Burnished Brass
Gray Rayon Cord
Gray Reflector w/
White Acrylic Diffuser



PENDANT | SCONCE

Item #	Description	Finish	Light Source	Wattage	Length	Width	Height	Ext.	CCT	Lumens	CRI	Cert Type
62-2071	10" Pendant	Matte Black	LED	18	*	9.875"	6.25"	*	3000/4000/5000K	1500-1600	90	Dry
62-2072	14" Pendant	Matte Black	LED	18	*	14"	6.375"	*	3000/4000/5000K	1500-1600	90	Dry
62-2073	18" Pendant	Matte Black	LED	25	*	18"	7.25"	*	3000/4000/5000K	2100-2200	90	Dry
62-2074	10" Sconce	Matte Black	LED	18	*	9.875"	7.25"	11.5"	3000/4000/5000K	1500-1600	90	Damp
62-2081	10" Pendant	Brushed Nickel	LED	18	*	9.875"	6.25"	*	3000/4000/5000K	1500-1600	90	Dry
62-2082	14" Pendant	Brushed Nickel	LED	18	*	14"	6.375"	*	3000/4000/5000K	1500-1600	90	Dry
62-2083	18" Pendant	Brushed Nickel	LED	25	*	18"	7.25"	*	3000/4000/5000K	2100-2200	90	Dry
62-2084	10" Sconce	Brushed Nickel	LED	18	*	9.875"	7.25"	11.5"	3000/4000/5000K	1500-1600	90	Damp
62-2091	10" Pendant	Burnished Brass	LED	18	*	9.875"	6.25"	*	3000/4000/5000K	1500-1600	90	Dry
62-2092	14" Pendant	Burnished Brass	LED	18	*	14"	6.375"	*	3000/4000/5000K	1500-1600	90	Dry
62-2093	18" Pendant	Burnished Brass	LED	25	*	18"	7.25"	*	3000/4000/5000K	2100-2200	90	Dry
62-2094	10" Sconce	Burnished Brass	LED	18	*	9.875"	7.25"	11.5"	3000/4000/5000K	1500-1600	90	Damp

Pendants: 12' Wire Included



62-2081



62-2082




62-2083



62-2074



62-2084



62-2094

BLAINE

ISLAND PENDANT | PENDANT

Item #	Description	Finish	Light Source	Wattage	Length	Width	Height	Ext.	CCT	Lumens	CRI	Cert Type
62-2141	16" Pendant	Matte Black/Acrylic Lens	LED	18	15.75"	15.75"	4.75"	-	3000K	1300	90	Dry
62-2151	13" Pendant	Matte Black/Acrylic Lens	LED	30	12.875"	12.875"	13.625"	-	3000K	2150	90	Dry
62-2161	38" Island Pendant	Matte Black/Acrylic Lens	LED	42	37.375"	7.875"	9.5"	-	3000K	3000	90	Dry

Included: (2) 6" Stems, (2) 12" Stems

Additional Stems: (6") 25-3041, (12") 25-3042
12' Wire Included



FINISH

Matte Black w/ White Acrylic Lens



LONGFORD

ISLAND PENDANT | PENDANT

Item #	Description	Finish	Light Source	Wattage	Length	Width	Height	Ext.	CCT	Lumens	CRI	Cert Type
62-2261	20" Pendant	Textured Black	LED	21	*	20.13"	23.375"	-	3000K	1700	90	Dry
62-2262	30" Pendant	Textured Black	LED	30	*	30"	23.375"	-	3000K	2500	90	Dry
62-2263	36" Island Pendant	Textured Black	LED	39	36"	2.75"	2"	-	3000K	3315	90	Dry

Included: (2) 6" Stems, (2) 12" Stems

Additional Stems: (6") 25-342, (12") 25-343
12' Wire Included



62-2262



62-2261



62-2263

FINISH

Textured Black



DARROW



62-2001



62-2002



62-2003

FINISH OPTIONS

Matte Black w/
Textured Acrylic Panels



Vintage Brass w/
Textured Acrylic Panels



FLUSH MOUNT | SEMI FLUSH | PENDANT

Item #	Description	Finish	Light Source	Wattage	Length	Width	Height	Ext.	CCT	Lumens	CRI	Cert Type
62-2001	13" Semi Flush	Matte Black w/Acrylic Panels	LED	30	*	13.75"	7.5"	*	3000K	2400	90	Dry
62-2002	13" Flush Mount	Matte Black w/Acrylic Panels	LED	30	*	13.25"	3.875"	*	3000K	2400	90	Dry
* 62-2003	24" Pendant	Matte Black w/Acrylic Panels	LED	40		24"	23"	*	3000K	3200	90	Dry
62-2011	13" Semi Flush	Vintage Brass w/Acrylic Panels	LED	30	*	13.75"	7.5"	*	3000K	2400	90	Dry
62-2012	13" Flush Mount	Vintage Brass w/Acrylic Panels	LED	30	*	13.25"	3.875"	*	3000K	2400	90	Dry
* 62-2013	24" Pendant	Vintage Brass w/Acrylic Panels	LED	40		24"	23"	*	3000K	3200	90	Dry

* Included: (2) 6" Stems, (2) 12" Stems

Additional Stems: (6") 25-498, (12") 25-499
Pendant: 9' Wire Included



62-2011



62-2012



62-2013

ROSELLE




60-8041



60-8042



60-8051



60-8052

FINISH OPTIONS

Matte Black w/
White Glass



Natural Brass w/
White Glass



LIGHT VANITY | MINI PENDANT | FLUSH MOUNT

Item #	Description	Finish	No. of Lights	Lamp Type	Base	Max Wattage	Length	Width	Height	Ext.	Cert Type
60-8041	1 Light Vanity	Natural Brass	1	Type T	Medium	60	*	4.5"	13.75"	5.75"	Damp
60-8042	2 Light Vanity	Natural Brass	2	Type T	Medium	60	*	24"	4.5"	5.75"	Damp
*60-8043	5" Mini Pendant	Natural Brass	1	Type T	Medium	60	*	3.75"	11.375"	-	Dry
60-8044	15" Flush Mount	Natural Brass	3	A19	Medium	60	*	15"	6.5"	-	Damp
60-8051	1 Light Vanity	Matte Black	1	Type T	Medium	60	*	4.5"	13.75"	5.75"	Damp
60-8052	2 Light Vanity	Matte Black	2	Type T	Medium	60	*	24"	4.5"	5.75"	Dry
*60-8053	5" Mini Pendant	Matte Black	1	Type T	Medium	60	*	3.75"	11.375"	-	Damp
60-8054	15" Flush Mount	Matte Black	3	A19	Medium	60	*	15"	6.5"	-	Damp

* Included: (2) 6" Stems, (2) 12" Stems

Additional Matte Black Stems: (6") 25-6135, (12") 25-6136
 Additional Natural Brass Stems: (6") 25-6841, (12") 25-6842
 Mini Pendants: 12' Wire Included



60-8044



60-8054




60-8043



60-8053

EDGEWORTH



62-2221



62-2222




62-2223

FINISH OPTIONS

Matte Black



Brushed Nickel



www.satco.com

Item #	Description	Finish	Light Source	Wattage	Length	Width	Height	Ext.	CCT	Lumens	CRI	Cert Type
62-2221	12" Vanity	Matte Black	LED	13	*	15.75"	4.5"	4.125"	3000K	1105	90	Damp
62-2222	24" Vanity	Matte Black	LED	26	*	27.75"	4.5"	4.125"	3000K	2210	90	Damp
62-2223	36" Vanity	Matte Black	LED	39	*	39.625"	4.5"	4.125"	3000K	3315	90	Damp
62-2231	12" Vanity	Brushed Nickel	LED	13	*	15.75"	4.5"	4.125"	3000K	1105	90	Damp
62-2232	24" Vanity	Brushed Nickel	LED	26	*	27.75"	4.5"	4.125"	3000K	2210	90	Damp
62-2233	36" Vanity	Brushed Nickel	LED	39	*	39.625"	4.5"	4.125"	3000K	3315	90	Damp



62-2231



62-2232



62-2233

JENKINS



62-2242



62-2243



62-2244

FINISH OPTIONS

Matte Black



Brushed Nickel




VANITY

Item #	Description	Finish	Light Source	Wattage	Length	Width	Height	Ext.	CCT	Lumens	CRI	Cert Type
62-2242	16" 2 Light Vanity	Matte Black	LED	10	*	15.5"	4.5"	4.75"	3000K	960	90	Damp
62-2243	24" 3 Light Vanity	Matte Black	LED	15	*	24"	4.5"	4.75"	3000K	960	90	Damp
62-2244	32" 4 Light Vanity	Matte Black	LED	20	*	32.5"	4.5"	4.75"	3000K	1440	90	Damp
62-2252	16" 2 Light Vanity	Brushed Nickel	LED	10	*	15.5"	4.5"	4.75"	3000K	1440	90	Damp
62-2253	24" 3 Light Vanity	Brushed Nickel	LED	15	*	24"	4.5"	4.75"	3000K	1920	90	Damp
62-2254	32" 4 Light Vanity	Brushed Nickel	LED	20	*	32.5"	4.5"	4.75"	3000K	1920	90	Damp



62-2252



62-2253



62-2254

KINGSPORT

ISLAND PENDANT | VANITY

Item #	Description	Finish	Light Source	Wattage	Length	Width	Height	Ext.	CCT	Lumens	CRI	Cert Type
62-2131	20" Sconce	Matte Black/Acrylic Lens	LED	15		4.75"	20.5"	4.25"	3000K	1280	90	Damp
* 62-2132	44" Island Pendant	Matte Black/Acrylic Lens	LED	38	44.25"	2"	8.625"	-	3000K	2780	90	Dry

* Included: (2) 6" Stems, (2) 12" Stems

Additional Stems: (6") 25-465, (12") 25-466
Pendant: 12' Wire Included



62-2131



62-2132



FINISH

Matte Black w/
White Acrylic Lens



KENDALL

FLUSH MOUNT

3 CCT SELECTABLE - 3000K | 4000K | 5000K

Item #	Description	Finish	Light Source	Wattage	Length	Width	Height	Ext.	CCT	Lumens	CRI	Cert Type
62-2101	14" Flush Mount	Matte Black	LED	25	*	14.25"	2.5"	*	3000/4000/5000K	2100-2200	90	Damp
62-2111	14" Flush Mount	Brushed Nickel	LED	25	*	14.25"	2.5"	*	3000/4000/5000K	2100-2200	90	Damp
62-2121	14" Flush Mount	Burnished Brass	LED	25	*	14.25"	2.5"	*	3000/4000/5000K	2100-2200	90	Damp



62-2101



62-2111



62-2121

FINISH OPTIONS

Matte Black w/
Faux Alabaster &
Acrylic Diffuser



Brushed Nickel w/
Faux Alabaster &
Acrylic Diffuser



Burnished Brass w/
Faux Alabaster &
Acrylic Diffuser



BOWMAN




FINISH OPTIONS

Matte Black w/
White Acrylic



Brushed Nickel w/
White Acrylic



ISLAND PENDANT | VANITY


Item #	Description	Finish	Light Source	Wattage	Length	Width	Height	Ext.	CCT	Lumens	CRI	Cert Type
62-2201	12" Vanity	Matte Black	LED	13	*	12"	4.5"	3.875"	3000K	1105	90	Damp
62-2202	24" Vanity	Matte Black	LED	26	*	24"	4.5"	3.625"	3000K	1105	90	Damp
62-2203	36" Vanity	Matte Black	LED	39	*	35.875"	4.5"	3.625"	3000K	2210	90	Damp
62-2211	12" Vanity	Brushed Nickel	LED	13	*	12"	4.5"	3.875"	3000K	2210	90	Damp
62-2212	24" Vanity	Brushed Nickel	LED	26	*	24"	4.5"	3.625"	3000K	3315	90	Damp
62-2213	36" Vanity	Brushed Nickel	LED	39	*	35.875"	4.5"	3.625"	3000K	3315	90	Damp
* 62-2271	36" Island Pendant	Matte Black	LED	39	35.875"	2"	1.75"	-	3000K	3315	90	Dry
* 62-2272	36" Island Pendant	Brushed Nickel	LED	39	35.875"	2"	1.75"	-	3000K	3315	90	Dry

* Included: (2) 6" Stems, (2) 12" Stems

Additional Matte Black Stems: (6") 25-479, (12") 25-480
 Additional Brushed Nickel Stems: (6") 25-2047, (12") 25-2021
 Pendants: 12' Wire Included



62-2201



62-2211



62-2202



62-2212



62-2203



62-2213

EDMOND

3-LIGHT LED PLUS CENTER DOWNLIGHT



62-2051



62-2052



62-2062



62-2061

FINISH OPTIONS

Polished Nickel w/ Clear Glass



Matte Black w/ Clear Glass



PENDANT | SEMI FLUSH

Item #	Description	Finish	Light Source	Wattage	Length	Width	Height	Ext.	CCT	Lumens	CRI	Cert Type
* 62-2051	14" Pendant	Polished Nickel	LED	12	*	13.625"	8.5"	*	3000K	1272	90	Dry
* 62-2052	17" Pendant	Polished Nickel	LED	18	*	17"	8.875"	*	3000K	1944	90	Dry
62-2053	14" Semi Flush	Polished Nickel	LED	12	*	13.625"	9"	*	3000K	1272	90	Damp
62-2054	17" Semi Flush	Polished Nickel	LED	18	*	17"	9.5"	*	3000K	1944	90	Damp
* 62-2061	14" Pendant	Matte Black	LED	12	*	13.625"	8.5"	*	3000K	1272	90	Dry
* 62-2062	17" Pendant	Matte Black	LED	18	*	17"	8.875"	*	3000K	1944	90	Dry
62-2063	14" Semi Flush	Matte Black	LED	12	*	13.625"	9"	*	3000K	1272	90	Damp
62-2064	17" Semi Flush	Matte Black	LED	18	*	17"	9.5"	*	3000K	1944	90	Damp

* Included: (2) 6" Stems, (2) 12" Stems

Additional Polished Nickel Stems: (6") 25-3088, (12") 25-3089

Additional Matte Black Stems: (6") 25-485, (12") 25-486

Pendants: 12' Wire Included



62-2053



62-2054



62-2063



62-2064



AURA



62-2182



62-2181



62-2191

FINISH OPTIONS

Brushed
Brass w/
K9 Bubble
Crystal



Matte
Black w/
K9 Bubble
Crystal



Brushed
Nickel w/
K9 Bubble
Crystal



PENDANT

Item #	Description	Finish	Light Source	Wattage	Length	Width	Height	Ext.	CCT	Lumens	CRI	Cert Type
62-2171	7" Pendant	Matte Black	LED	12	*	7.25"	10"	8.13"	3000K	1020	90	Dry
62-2172	12" Pendant	Matte Black	LED	12	*	12"	11.5"	9.5"	3000K	1020	90	Dry
62-2181	7" Pendant	Brushed Brass	LED	12	*	7.25"	10"	8.13"	3000K	1020	90	Dry
62-2182	12" Pendant	Brushed Brass	LED	12	*	12"	11.5"	9.5"	3000K	1020	90	Dry
62-2191	7" Pendant	Brushed Nickel	LED	12	*	7.25"	10"	8.13"	3000K	1020	90	Dry
62-2192	12" Pendant	Brushed Nickel	LED	12	*	12"	11.5"	9.5"	3000K	1020	90	Dry

Included: (2) 6" Stems, (2) 12" Stems

Additional Matte Black Stems: (6") 25-479, (12") 25-480

Brushed Brass Stems: (6") 25-468, (12") 25-469

Brushed Nickel Stems: (6") 25-2047, (12") 25-2021

12' Wire Included



62-2192



62-2172



62-2171

CENTURY

PENDANT

Item #	Description	Finish	Light Source	Wattage	Length	Width	Height	Ext.	CCT	Lumens	CRI	Cert Type
62-816	Century LED - 36° Beam Angle	Matte Black	LED	12W	•	2.56"	16.06"	•	3000K	1020L	90	Damp
62-817	Century LED - 36° Beam Angle	Matte White	LED	12W	•	2.56"	16.06"	•	3000K	1020L	90	Damp
62-818	Century LED - 36° Beam Angle	Matte Black/Brushed Brass	LED	12W	•	2.56"	16.06"	•	3000K	1020L	90	Damp
62-819	Century LED - 36° Beam Angle	Matte Black/Brushed Nickel	LED	12W	•	2.56"	16.06"	•	3000K	1020L	90	Damp
62-820	Century LED - 36° Beam Angle	Ash Wood	LED	12W	•	2.56"	16.06"	•	3000K	1020L	90	Damp

Optional Mounting: Pendant Track Adapters: TP231 (White), TP-232 (Black)
8' Wire Included



62-816



62-817



62-818



62-819



62-820

FINISH OPTIONS

Matte Black



Matte White



Matte Black/
Brushed Brass



Matte Black/
Brushed Nickel



Ash
Wood



MELROSE

PENDANT

Item #	Description	Finish	Light Source	Wattage	Length	Width	Height	Ext.	CCT	Lumens	CRI	Cert Type
62-826	Melrose LED - 36° Beam Angle	Matte Black	LED	12W	•	2.40"	16.14"	•	3000K	1020L	90	Damp
62-827	Melrose LED - 36° Beam Angle	Matte White	LED	12W	•	2.40"	16.14"	•	3000K	1020L	90	Damp
62-828	Melrose LED - 36° Beam Angle	Matte Black/Brushed Brass	LED	12W	•	2.40"	16.14"	•	3000K	1020L	90	Damp
62-829	Melrose LED - 36° Beam Angle	Matte Black/Brushed Nickel	LED	12W	•	2.40"	16.14"	•	3000K	1020L	90	Damp
62-830	Melrose LED - 36° Beam Angle	Ash Wood	LED	12W	•	2.40"	16.14"	•	3000K	1020L	90	Damp

Optional Mounting: Pendant Track Adapters: TP231 (White), TP-232 (Black)
8' Wire Included



FINISH OPTIONS



LACEY

SMART LED ISLAND PENDANT | MINI PENDANT

Item #	Description	Finish	Light Source	Wattage	Length	Width	Height	Ext.	CCT	Lumens	CRI	Cert Type
62-6001	Cylinder Mini Pendant	Matte Black	LED	12	*	2.25"	13.125"	-	RGBTW	*	80	Dry
62-6002	Tear Drop Mini Pendant	Matte Black	LED	12	*	3.75"	10.25"	-	RGBTW	*	80	Dry
* 62-6003	Island Pendant	Matte Black	LED	12	21.625	2.25"	2.25"	-	RGBTW	*	80	Dry

* Included: (2) 6" Stems, (2) 12" Stems

Additional Stems: (6") 25-479, (12") 25-480
12' Wire Included



62-6001



62-6002

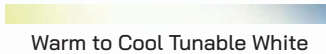


62-6003

STARFISH®
Controlled with App



Millions of Colors



Warm to Cool Tunable White

STARFISH® ENABLED PRODUCT

Build Scenes Remote Access Set Schedules Voice Control



Dynamic RGB Color-Changing & Tunable White

FINISH

Matte Black w/
K9 Bubble Crystal



COLLINS

FLUSH MOUNT | MINI PENDANT | PENDANT

Item #	Description	Finish	No. of Lights	Lamp Type	Base	Max Wattage	Length	Width	Height	Ext.	Cert Type
60-8001	8" Ceramic Flush Mount	Brushed Brass / Ceramic	1	A19	Medium	60	*	7.5"	8.125"	-	Damp
* 60-8002	8" Ceramic Mini Pendant	Brushed Brass / Ceramic	1	A19	Medium	60	*	7.5"	6.25"	-	Dry
* 60-8003	14" Ceramic Pendant	Brushed Brass / Ceramic	1	A19	Medium	60	*	14"	10.5"	-	Dry
60-8011	8" Ceramic Flush Mount	Matte Black / Ceramic	1	A19	Medium	60	*	7.5"	8.125"	-	Damp
* 60-8012	8" Ceramic Mini Pendant	Matte Black / Ceramic	1	A19	Medium	60	*	7.5"	6.25"	-	Dry
* 60-8013	14" Ceramic Pendant	Matte Black / Ceramic	1	A19	Medium	60	*	14"	10.5"	-	Dry

* Included: (2) 6" Stems, (2) 12" Stems

Additional Brushed Brass Stems: (6") 25-477, (12") 25-478

Additional Matte Black Stems: (6") 25-479, (12") 25-480

Pendants & Mini Pendants: 12' Wire Included



60-8001



60-8011



60-8003



60-8013



60-8002



60-8012

FINISH OPTIONS

Matte Black w/ Silver Accent Ceramic



Brushed Brass w/ Gold Accent Ceramic



MARLOWE



60-8075

FINISH

Polished Nickel w/ Clear Glass



LIGHT VANITY | FLUSH MOUNT | CHANDELIER

Item #	Description	Finish	No. of Lights	Lamp Type	Base	Max Wattage	Length	Width	Height	Ext.	Cert Type
60-8071	1 Light Vanity	Polished Nickel	1	G Type	Candelabra	60	*	4.875"	5.125"	6.5"	Damp
60-8072	2 Light Vanity	Polished Nickel	2	G Type	Candelabra	60	*	15.5"	5.125"	7.25"	Damp
60-8073	3 Light Vanity	Polished Nickel	3	G Type	Candelabra	60	*	24"	5.125"	7.25"	Damp
60-8074	15" Flush Mount	Polished Nickel	3	G Type	Candelabra	60	*	15"	5.75"	-	Damp
* 60-8075	5 Light Chandelier	Polished Nickel	5	G Type	Candelabra	60	*	28"	10"	-	Dry

* Included: (2) 6" Stems, (2) 12" Stems

Additional Stems: (6") 25-301, (12") 25-302
Chandelier: 12' Wire Included



60-8071



60-8072



60-8073



60-8074

RUSSELL




60-8024



60-8027

FINISH

Matte Black w/ Satin White Glass



VANITY | MINI PENDANT | SEMI FLUSH | PENDANT | CHANDELIER

Item #	Description	Finish	No. of Lights	Lamp Type	Base	Max Wattage	Length	Width	Height	Ext.	Cert Type
60-8021	1 Light Vanity	Matte Black	1	A19	Medium	60	*	5.375"	8.125"	6.875"	Damp
60-8022	2 Light Vanity	Matte Black	2	A19	Medium	60	*	14.75"	7.25"	6.875"	Damp
60-8023	3 Light Vanity	Matte Black	3	A19	Medium	60	*	24"	7.25"	6.875"	Damp
* 60-8024	10" Mini Pendant	Matte Black	1	A19	Medium	60	*	10"	9.125"	-	Dry
60-8025	10" Semi Flush	Matte Black	1	A19	Medium	60	*	10"	10.25"	-	Dry
* 60-8026	14" Pendant	Matte Black	1	A19	Medium	60	*	14"	10.381"	-	Dry
* 60-8027	6 Light Chandelier	Matte Black	6	A19	Medium	60	*	28"	7"	-	Dry

* Included: (2) 6" Stems, (2) 12" Stems

Additional Stems: (6") 25-3041, (12") 25-3042
Chandelier & Pendant: 12' Wire Included



60-8021



60-8022



60-8023



60-8026



60-8025

WARREN



60-8036



60-8037



60-8038

FINISH

Gunmetal w/ Satin White Glass



VANITY | MINI PENDANT | SEMI FLUSH | PENDANT | CHANDELIER

Item #	Description	Finish	No. of Lights	Lamp Type	Base	Max Wattage	Length	Width	Height	Ext.	Cert Type
60-8031	1 Light Vanity	Gunmetal	1	A19	Medium	60	*	5"	9.375"	7.375"	Damp
60-8032	2 Light Vanity	Gunmetal	2	A19	Medium	60	*	14.5"	9.375"	7.375"	Damp
60-8033	3 Light Vanity	Gunmetal	3	A19	Medium	60	*	24"	9.375"	7.375"	Damp
60-8034	15" Flush Mount	Gunmetal	2	A19	Medium	60	*	15"	5.75"	-	Damp
60-8035	13" Semi Flush	Gunmetal	1	A19	Medium	60	*	13.125"	6.5"	-	Dry
* 60-8036	8" Mini Pendant	Gunmetal	1	A19	Medium	60	*	8"	10"	-	Dry
* 60-8037	17" Pendant	Gunmetal	3	A19	Medium	60	*	17"	15"	-	Dry
* 60-8038	5 Light Chandelier	Gunmetal	5	A19	Medium	60	*	28"	13.625"	-	Dry

* Included: (2) 6" Stems, (2) 12" Stems

Additional Stems: (6") 25-340, (12") 25-341
Chandelier & Mini Pendant: 12' Wire Included



60-8034



60-8031



60-8035



60-8032



60-8033

CLARKSVILLE



60-8064



60-8066

FINISH

Matte Black w/ Clear Glass



LIGHT VANITY | MINI PENDANT | CHANDELIER

Item #	Description	Finish	No. of Lights	Lamp Type	Base	Max Wattage	Length	Width	Height	Ext.	Cert Type
60-8061	1 Light Vanity	Matte Black	1	A19	Medium	60	*	4.5"	7.25"	6.5"	Damp
60-8062	2 Light Vanity	Matte Black	2	A19	Medium	60	*	14"	7.25"	5.875"	Damp
60-8063	3 Light Vanity	Matte Black	3	A19	Medium	60	*	24"	7.25"	5.875"	Damp
* 60-8064	5" Mini Pendant	Matte Black	1	A19	Medium	60	*	4"	7.25"	-	Dry
60-8065	15" Flush Mount	Matte Black	3	A19	Medium	60	*	15"	6.125"	-	Damp
* 60-8066	5 Light Chandelier	Matte Black	5	A19	Medium	60	*	28"	9"	-	Dry

* Included: (2) 6" Stems, (2) 12" Stems

Additional Stems: (6") 25-3041, (12") 25-3042
Chandelier & Mini Pendant: 12" Wire Included



60-8061



60-8065



60-8062



60-8063

AUSTEN

OUTDOOR SMART WALL | HANGING

Item #	Description	Finish	Light Source	Wattage	Length	Width	Height	Ext.	CCT	Lumens	Cert Type
62-5996	Hanging Lantern	Matte Black	LED	10	*	7.75"	17.25"	*	RGBTW	*	Damp
62-5997	Wall Lantern	Matte Black	LED	10	*	7.75"	13.25"	8.375"	RGBTW	*	Wet

Additional Chain: (3') 25-460
Hanging: 12' Wire Included



62-5996



62-5997



**Dynamic RGB
Color-Changing
& Tunable White**



STARFISH®
Controlled with App

Millions of Colors

Warm to Cool Tunable White



FINISH

Matte Black w/ Clear Water Glass



EAST RIVER

OUTDOOR SMART WALL | HANGING

Item #	Description	Finish	Light Source	Wattage	Length	Width	Height	Ext.	CCT	Lumens	Cert Type
62-5944	Hanging Lantern	Matte Black	LED	10	*	8.25"	14.5"	6.875"	RGBTW	*	Damp
62-5945	Wall Lantern	Matte Black	LED	10	*	6.25"	12"	7.38"	RGBTW	*	Wet

Additional Chain: (3') 25-460
Hanging: 12' Wire Included



62-5944



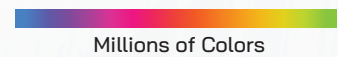
62-5945



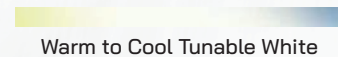
Dynamic RGB
Color-Changing
& Tunable White



STARFISH®
Controlled with App



Millions of Colors




Warm to Cool Tunable White



FINISH

Matte Black w/ Clear Water Glass



WILTON

OUTDOOR WALL | POST TOP | HANGING

Item #	Description	Finish	No. of Lights	Lamp Type	Base	Max Wattage	Length	Width	Height	Ext.	Cert Type
60-8101	Small Wall Lantern	Matte Black	1	Type T	Medium	60	*	5"	11.625"	6.875"	Wet
60-8102	Medium Wall Lantern	Matte Black	1	A19	Medium	100	*	6.5"	15.125"	8.375"	Wet
60-8103	Large Wall Lantern	Matte Black	1	A19	Medium	100	*	8.25"	19.75"	10.375"	Wet
60-8104	Hanging Lantern	Matte Black	1	A19	Medium	100	*	8.25"	19.75"	-	Damp
60-8105	Post Top Lantern	Matte Black	1	A19	Medium	100	*	8.25"	22.625"	8.25"	Wet

Additional Chain: (3') 25-508
 Hanging: 12' Wire Included
 Pier Mount Base: 25-504



60-8104



60-8101



60-8102



60-8103



60-8105

FINISH

Matte Black w/ Clear Seeded Glass



BROADSTONE

OUTDOOR WALL | POST TOP | HANGING

Item #	Description	Finish	No. of Lights	Lamp Type	Base	Max Wattage	Length	Width	Height	Ext.	Cert Type
60-8111	Small Wall Lantern	Matte Black	1	A19	Medium	100	*	5.375"	12.36"	6.875"	Wet
60-8112	Medium Wall Lantern	Matte Black	2	E12	Candelabra	40	*	7"	15.625"	9"	Wet
60-8113	Large Wall Lantern	Matte Black	2	E12	Candelabra	40	*	8.625"	19.375"	11"	Wet
60-8114	Post Top Lantern	Matte Black	2	E12	Candelabra	40	*	8.625"	21.625"	8.625"	Wet
60-8115	Hanging Lantern	Matte Black	2	E12	Candelabra	40	*	8.625"	18.875"	-	Damp

Additional Chain: (3') 25-508
 Hanging: 12' Wire Included
 Pier Mount Base: 25-504



60-8115



60-8111



60-8112



60-8113



60-8114

FINISH

Matte Black w/ Clear Seeded Glass



OAKLYN

OUTDOOR WALL | POST TOP | HANGING

Item #	Description	Finish	No. of Lights	Lamp Type	Base	Max Wattage	Length	Width	Height	Ext.	Cert Type
60-8121	Small Wall Lantern	Matte Black	1	A19	Medium	100	*	4.75"	14"	6"	Wet
60-8122	Medium Wall Lantern	Matte Black	1	A19	Medium	100	*	6"	17"	7.375"	Wet
60-8123	Large Wall Lantern	Matte Black	1	A19	Medium	100	*	7.5"	21.125"	9.125"	Wet
60-8124	Post Top Lantern	Matte Black	1	A19	Medium	100	*	7.5"	23.125"	7.5"	Wet
60-8125	Hanging Lantern	Matte Black	1	A19	Medium	100	*	7.5"	19"	-	Damp

Additional Chain: (3') 25-508
Hanging: 12' Wire Included



60-8125



60-8121



60-8122



60-8123



60-8124

FINISH

Matte Black w/ Clear Glass



LAWRENCE

OUTDOOR WALL | POST TOP | HANGING

Item #	Description	Finish	No. of Lights	Lamp Type	Base	Max Wattage	Length	Width	Height	Ext.	Cert Type
60-8131	Small Wall Lantern	Matte Black	1	A19	Medium	100	*	6.125"	14"	9"	Wet
60-8132	Medium Wall Lantern	Matte Black	1	A19	Medium	100	*	6.125"	16.75"	9"	Wet
60-8133	Large Wall Lantern	Matte Black	1	A19	Medium	100	*	7.625"	21"	11"	Wet
60-8134	Post Top Lantern	Matte Black	1	A19	Medium	100	*	7.625"	22.75"	-	Wet
60-8135	Hanging Lantern	Matte Black	1	A19	Medium	100	*	7.625"	20"	-	Damp

Additional Chain: (3') 25-508
Hanging: 12' Wire Included



60-8135



60-8131



60-8132



60-8134

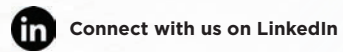



60-8133

FINISH

Matte Black w/ Frosted Textured Glass





National Toll-Free: 1.800.43.SATCO (1.800.437.2826)

Corporate Offices & Distribution Center: NEW YORK 110 Heartland Blvd. Brentwood, NY 11717 800.437.2826 631.243.2022 Fax 631.243.2027

Distribution Centers: FLORIDA 1694 NW 215th St. Miami Gardens, FL 33056 800.437.2826 305.624.2044 FAX 305.623.0286
CALIFORNIA 31288 San Benito St. Hayward, CA 94544 800.437.2826 510.487.4822 FAX 510.487.8955
WASHINGTON 4710 116th St. S.W., Mukilteo, WA 98275 800.437.2826 425.789.3300 FAX 425.789.3310
TEXAS 2000 Valwood Parkway, Farmers Branch, TX 75234 800.437.2826 972.247.2437 FAX 972.247.5408
PUERTO RICO Campeche St. 23, Julio N. Matos Industrial Park, Carolina, PR 00984 787.757.3510 FAX 787.757.3540

Product specifications and availability are subject to change without notice.

Please visit us online at www.satco.com for our full product line and ordering details, or consult factory for additional information